

CDM REGULATIONS 2015.
THE CONSTRUCTION (DESIGN AND MANAGEMENT) REGULATIONS 2015 AS AMENDED AND THE LIFTING OPERATIONS AND LOWERING DUTIES IMPOSED BY THE REGULATIONS. GUIDANCE ON YOUR DUTIES ARE PUBLISHED BY THE HSE IN THE FORM OF AN APPROVED CODE OF PRACTICE.

THE SCAFFOLDERS WILL ERECT THE SCAFFOLDING IN ACCORDANCE WITH THE REQUIREMENTS OF GUIDANCE NOTE S64.15

THIS SCAFFOLD HAS BEEN DESIGNED USING T62021

GENERAL NOTES.

1. THIS DRAWING IS CONFIDENTIAL AND THE EXCLUSIVE PROPERTY OF CAD SCAFF LTD. NO UNAUTHORISED USE, COPY OR DISCLOSURE IS TO BE MADE.
2. THIS DRAWING HAS BEEN PREPARED FROM INFORMATION SUPPLIED TO US BY OR ON BEHALF OF THE CONTRACTOR WHO SHOULD CHECK THAT HIS REQUIREMENTS HAVE BEEN CORRECTLY INTERPRETED, AND THAT ALL LOADINGS, DIMENSIONS, LIFT HEIGHTS, BAY SIZES, THE POSITIONS AND TYPE, ERECTION/STRIKING SEQUENCES ARE AS REQUIRED AND PRACTICABLE.
3. THE FOLLOWING DRAWINGS HAVE BEEN USED TO PREPARE THIS SCHEME:

3. UNLESS NOTED OTHERWISE THE SCAFFOLD IS DESIGNED USING T62021.

4. THE CUSTOMER IS RESPONSIBLE FOR ENSURING THAT THE FOUNDATIONS AND THE POSITIONS PROVIDED FOR THE SCAFFOLDING ARE ADEQUATE TO SAFELY SUPPORT THE LOADS SHOWN ON THIS DRAWING OR ASSOCIATED CALCULATIONS.

5. NO ALTERATION IS TO BE MADE TO THE STRUCTURE DETAILED ON THIS DRAWING.

6. THE CUSTOMER IS RESPONSIBLE FOR THE SETTING OUT OF THE SCAFFOLDING.

7. THE CUSTOMER IS RESPONSIBLE FOR OBTAINING ALL PERMITS AND PERMISSIONS PRIOR TO COMMENCING WORK.

8. ALL DIMENSIONS ARE IN MM.

9. UNLESS NOTED OTHERWISE THE MAXIMUM LIFT HEIGHT MUST NOT EXCEED 2000MM.

10. THE MAXIMUM IMPOSED LOAD ACTING ON THE MAIN PLATFORM MUST NOT EXCEED **AS NOTED** KN/M²

11. UNLESS NOTED OTHERWISE ALL CONNECTIONS OTHER THAN BOARDED PLATFORMS WILL BE MADE USING LOAD BEARING COUPLERS.

12. ALL LADDERS ARE TO BE FIXED SECURELY. IT IS RECOMMENDED THAT LADDERS ARE FIXED AT AN ANGLE OF 30° OR 45° VERTICAL TO 1 HORIZONTAL. IT IS RECOMMENDED THAT ALL LADDER PROJECTS 100MM ABOVE THE LANDING PLATFORM.

13. MODULAR BEAMS ARE TO BE LACED AND BRACED IN ACCORDANCE WITH THE MANUFACTURERS RECOMMENDATIONS

14. ALL SYSTEM SCAFFOLDING, INCLUDING STAIR TOWERS ARE TO BE ERECTED IN ACCORDANCE WITH THE MANUFACTURERS RECOMMENDATIONS AND BE FIT FOR THE PURPOSES THAT THEY ARE INTENDED FOR

15. SUPPLEMENTARY/CHECK FITTING POSITIONS ARE SHOWN THIS: **X** ON THE DRAWING

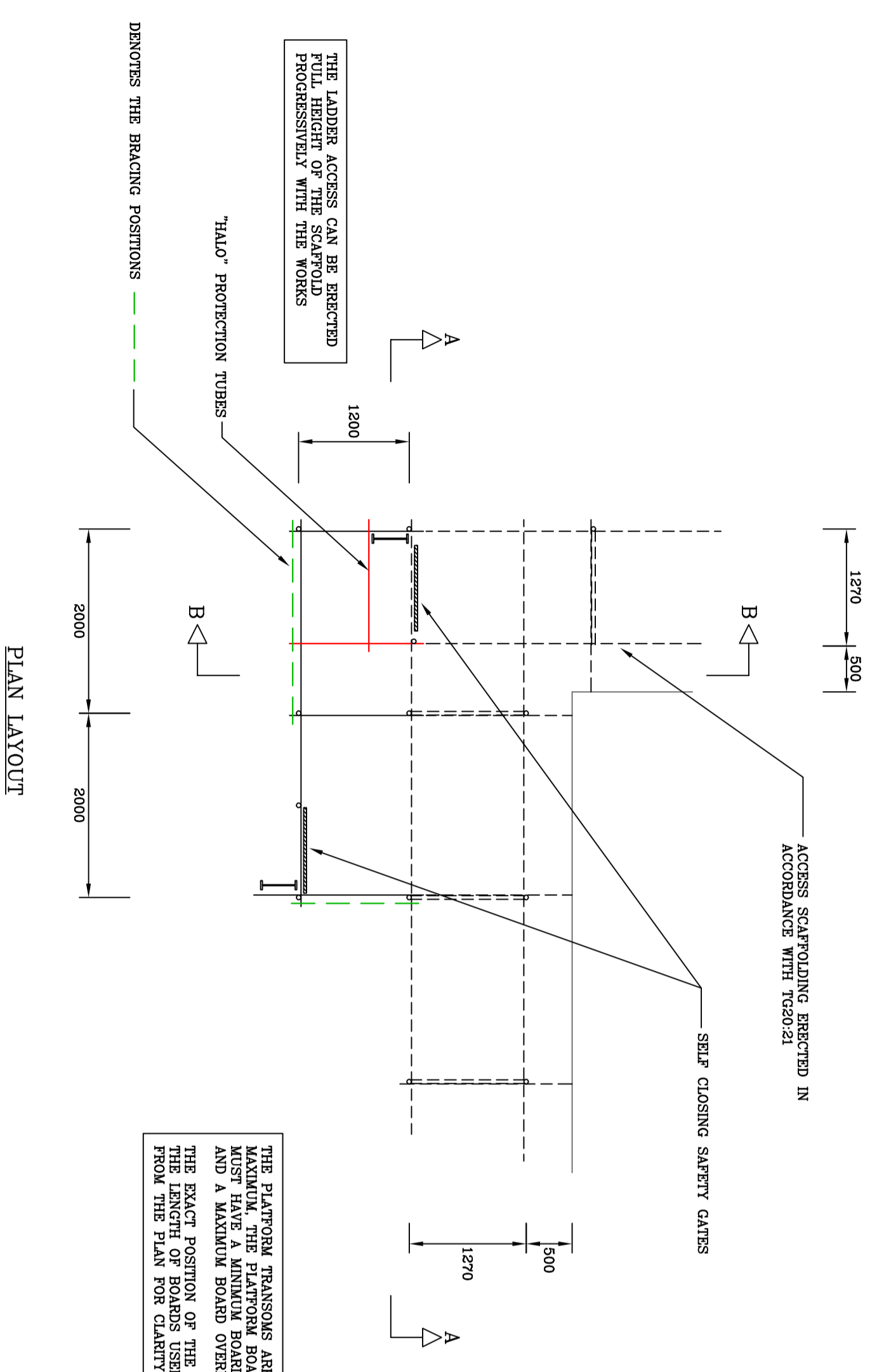
16. NO TEMPORARY ROOF CAN BE MADE WATERTIGHT.

17. A SNOW MANAGEMENT SYSTEM IS TO BE IMPLEMENTED BY THE CUSTOMER WHERE THE CUSTOMER IS UNABLE TO IMPLEMENT SUCH A MANAGEMENT SYSTEM THEN THEY SHOULD INFORM CAD SCAFF WHO WILL DESIGN FOR SNOW LOADING.

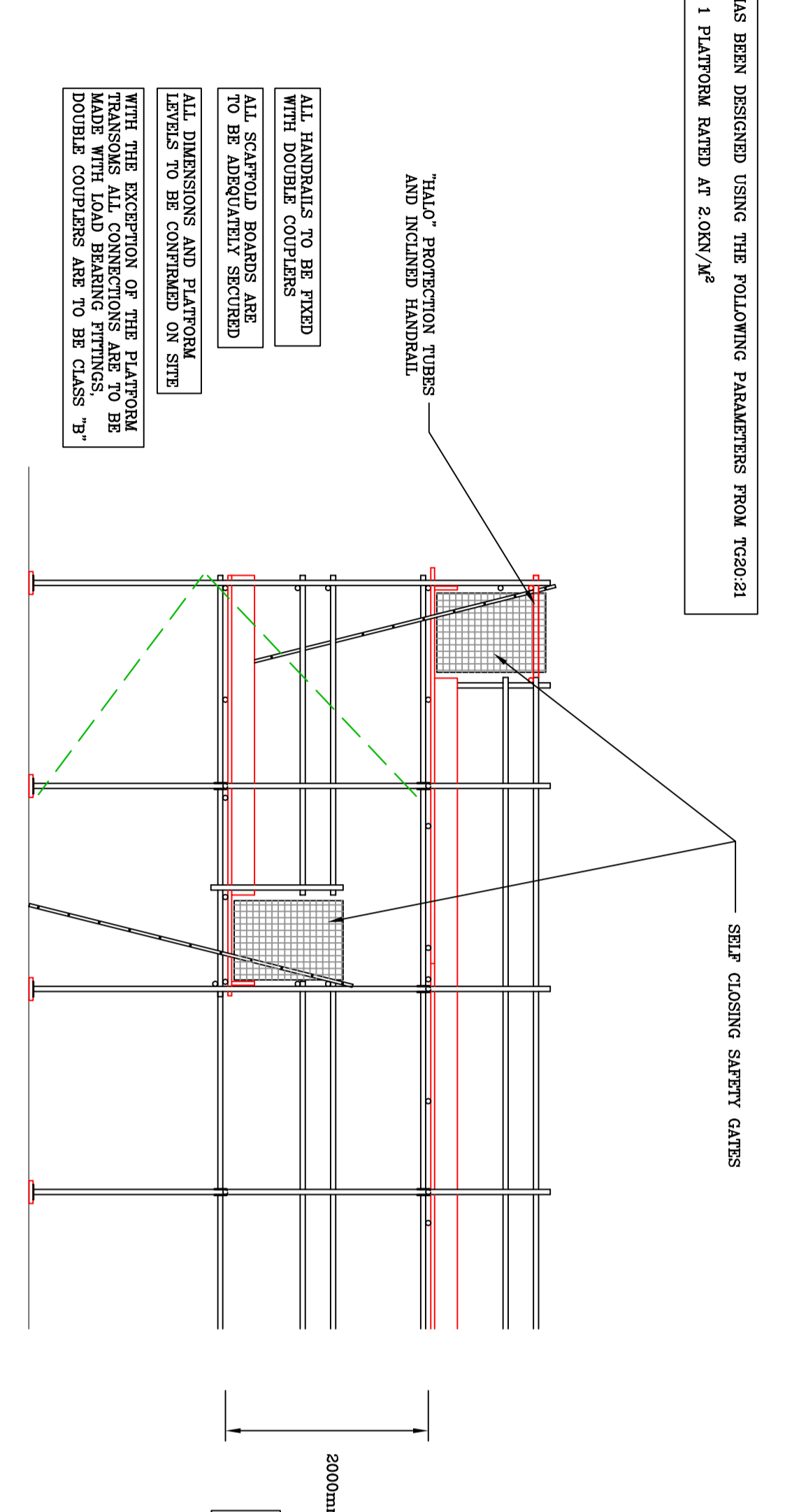
18. WHEN KNOWLEDGE OR ANCHORAGE IS SPECIFIED ON THE DRAWING, IT MUST BE INSTALLED AT THE EARLIEST CONVENIENT OPPORTUNITY, AND MUST BE COMPLETED PRIOR TO SHEETING.

19. THE CUSTOMER IS TO ENSURE THAT A SAFE SYSTEM OF WORKING IS ADOPTED AT ALL STAGES OF THE SCAFFOLDING ERECTION AND DISMANTLE

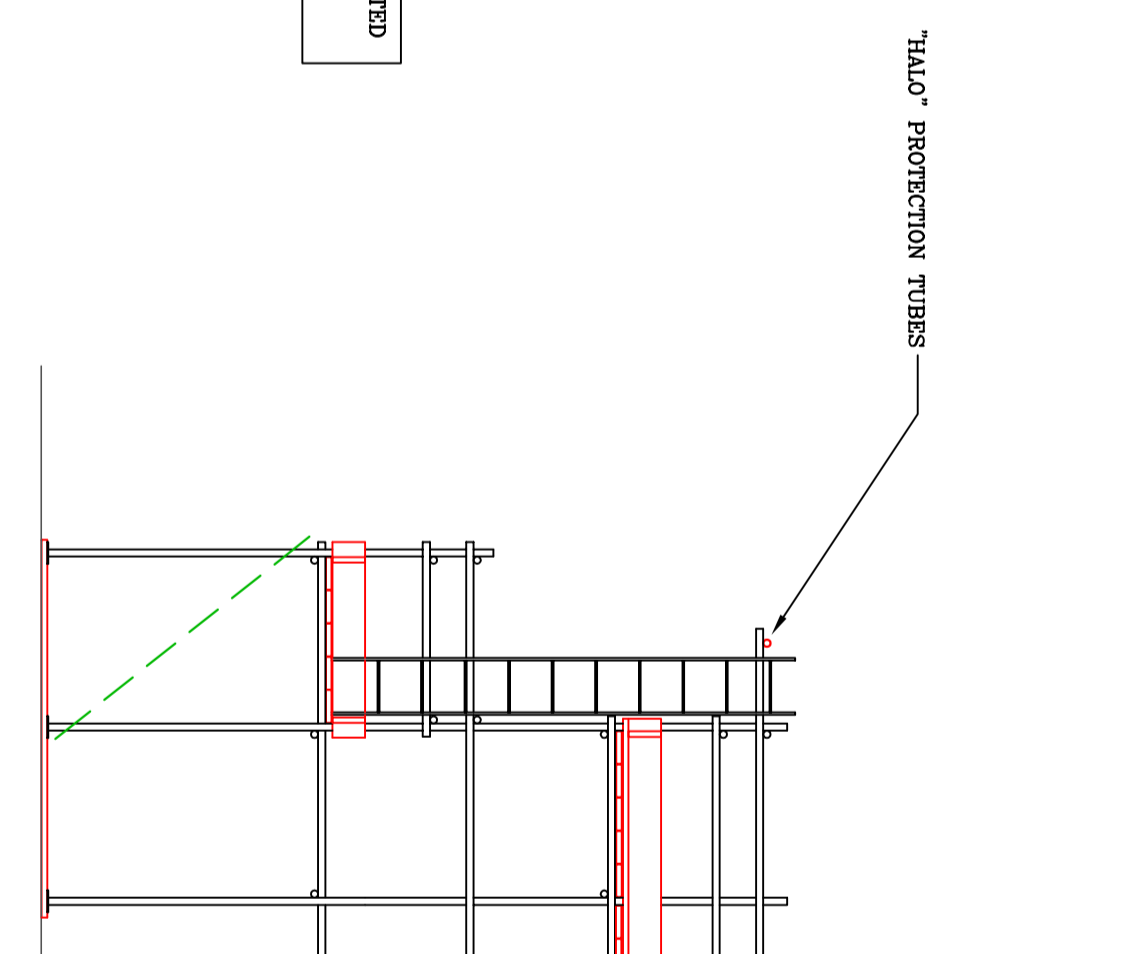
20. THE CUSTOMER IS TO PROVIDE AN OPERATIONAL RISK ASSESSMENT WHICH IS TO INCLUDE FOR HAZARDS ASSOCIATED WITH THE ERECTION OF SCAFFOLDING SHOWN ON THIS DRAWING



PLAN LAYOUT



ELEVATION A-A



SECTION B-B

REV	DESCRIPTION	BY	DATE
A	INCLINED LADDER HANDRAIL REMOVED	TW	7/2/2022

CAD SCAFF LTD
REGISTRATION No: 065102982
REGISTERED OFFICE: 32 HIGH STREET, WALL HEATH, KINGSWINFORD, WEST MIDLANDS, DY6 0HB.
TELEPHONE: 01902 677 014
MOBILE: 07794 235 597
EMAIL: design@cadscraft.co.uk

PREPARED ON BEHALF OF: BARRATT DEVELOPMENTS PLC.

TITLE: TYPICAL LADDER ACCESS WITH 'HALO' LADDER ACCESS PROTECTION TUBES.

DRAWN: I WILSON

SCALE: 1:50 @ A1

DATE: 29/10/2021

DRAWING No: D/2021/269 Revision A