

GENERAL NOTES.

1. THIS DRAWING IS CONFIDENTIAL AND THE EXCLUSIVE PROPERTY OF CAD SCAFF LTD. NO UNAUTHORISED USE, COPY OR DISCLOSURE IS TO BE MADE.
2. THIS DRAWING HAS BEEN PREPARED FROM INFORMATION SUPPLIED TO US BY, OR ON BEHALF OF THE CONTRACTOR, WHO SHOULD CHECK THAT HIS REQUIREMENTS HAVE BEEN CORRECTLY INTERPRETED, AND THAT ALL LOADINGS, DIMENSIONS, LIFT HEIGHTS, BAY SIZES, THE POSITIONS AND TYPE, ERECTION/STRIKING SEQUENCES ARE AS REQUIRED AND PRACTICABLE.
3. THE FOLLOWING DRAWINGS HAVE BEEN USED TO PREPARE THIS SCHEME:

3. UNLESS NOTED OTHERWISE THE SCAFFOLD IS DESIGNED USING TG20:13.

4. THE CUSTOMER IS RESPONSIBLE FOR ENSURING THAT THE FOUNDATIONS AND THE POSITIONS PROVIDED FOR THE SCAFFOLDING ARE ADEQUATE TO SAFELY SUPPORT THE LOADS SHOWN ON THIS DRAWING OR ASSOCIATED CALCULATIONS.
5. NO ALTERATION IS TO BE MADE TO THE STRUCTURE DETAILED ON THIS DRAWING.
6. THE CUSTOMER IS RESPONSIBLE FOR THE SETTING OUT OF THE SCAFFOLDING.
7. THE CUSTOMER IS RESPONSIBLE FOR OBTAINING ALL PERMITS AND PERMISSIONS PRIOR TO COMMENCING WORK.
8. ALL DIMENSIONS ARE IN MM.
9. UNLESS NOTED OTHERWISE THE MAXIMUM LIFT HEIGHT MUST NOT EXCEED 2000MM.
10. THE MAXIMUM IMPOSED LOAD ACTING ON THE MAIN PLATFORM MUST NOT EXCEED AS NOTED KN/M².
11. UNLESS NOTED OTHERWISE ALL CONNECTIONS OTHER THAN BOARDED PLATFORMS WILL BE MADE USING LOAD BEARING COUNTERS.
12. ALL LADDERS ARE TO BE FIXED SECURELY. IT IS RECOMMENDED THAT LADDERS ARE FIXED AT AN ANGLE OF 75° OR 4 VERTICAL TO 1 HORIZONTAL. IT IS RECOMMENDED THAT THE LADDER PROJECTS 1050MM ABOVE THE LANDING PLATFORM.
13. MODULAR BEAMS ARE TO BE LAGED AND BRACED IN ACCORDANCE WITH THE MANUFACTURERS RECOMMENDATIONS
14. ALL SYSTEM SCAFFOLDING, INCLUDING STAIR TOWERS ARE TO BE PERMITTED IN ACCORDANCE WITH THE MANUFACTURERS RECOMMENDATIONS AND BE FIT FOR THE PURPOSED THAT THEY ARE INTENDED FOR
15. SUPPLEMENTARY/CHECK FITTING POSITIONS ARE SHOWN THUS: X ON THE DRAWING
16. NO TEMPORARY ROOF CAN BE MADE WATERRIGHT.
17. A SNOW MANAGEMENT SYSTEM IS TO BE IMPLEMENTED BY THE CUSTOMER WHERE THE CUSTOMER IS UNABLE TO IMPLEMENT SUCH A MANAGEMENT SYSTEM THEN THEY SHOULD INFORM CAD SCAFF WHO WILL DESIGN FOR SNOW LOADING USING BS 6399 PART 3
18. WHEN KNOWLEDGE OR ANCHORAGE IS SPECIFIED ON THE DRAWING, IT MUST BE INSTALLED AT THE EARLIEST CONVENIENT OPPORTUNITY, AND MUST BE COMPLETED PRIOR TO SHEETING.
19. THE CUSTOMER IS TO ENSURE THAT A SAFE SYSTEM OF WORKING IS ADOPTED AT ALL STAGES OF THE SCAFFOLDING ERECTION AND DISMANTLE
20. THE CUSTOMER IS TO PROVIDE AN OPERATIONAL RISK ASSESSMENT WHICH IS TO INCLUDE FOR HAZARDS ASSOCIATED WITH THE ERECTION OF SCAFFOLDING SHOWN ON THIS DRAWING

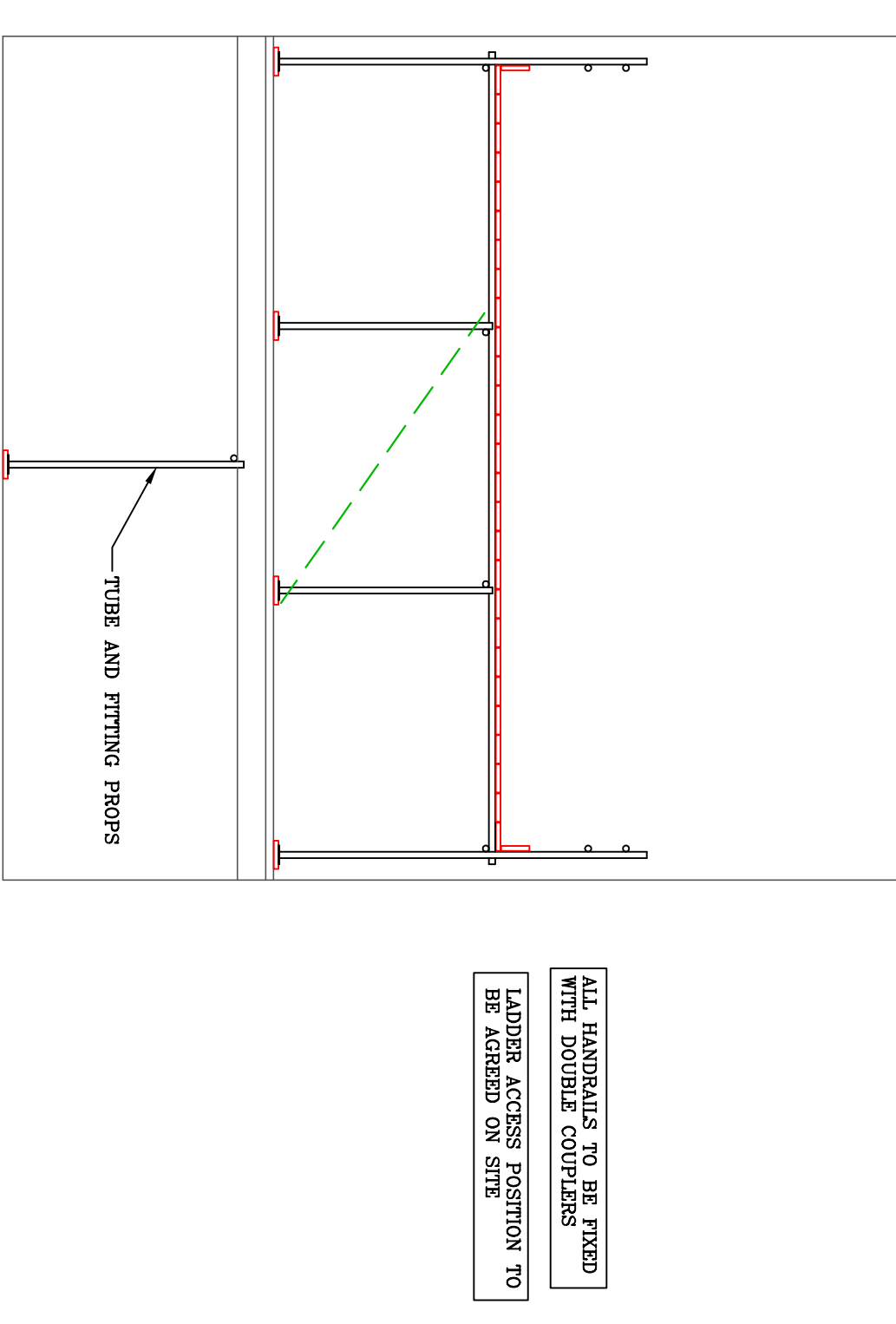
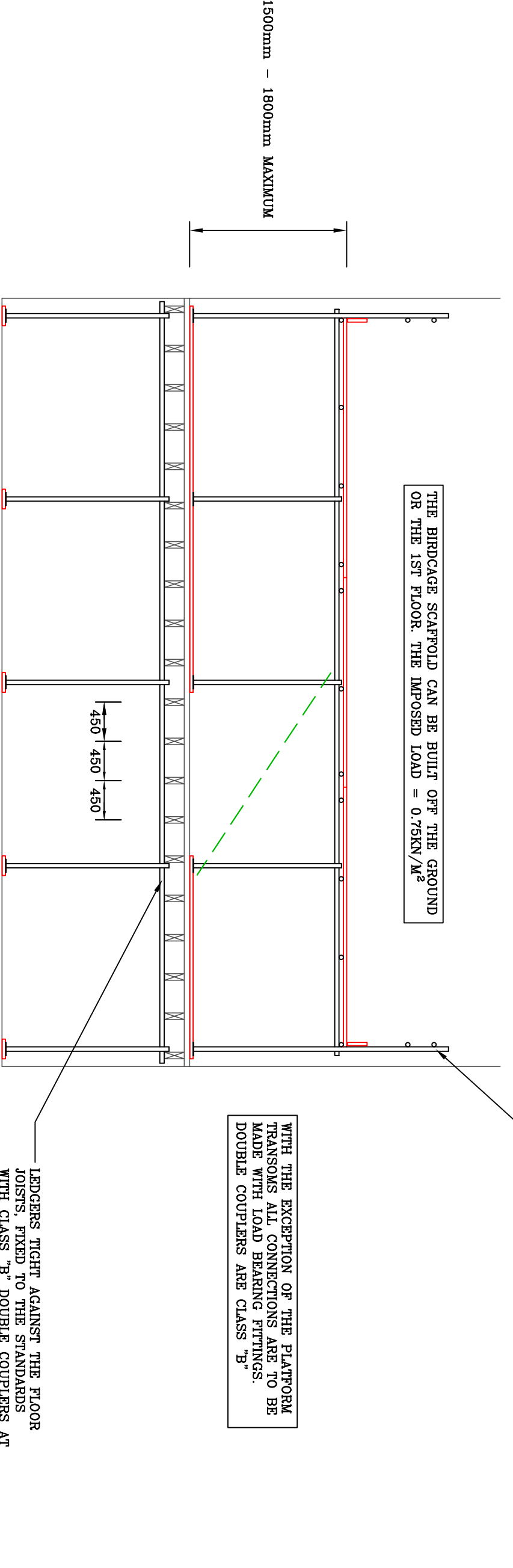
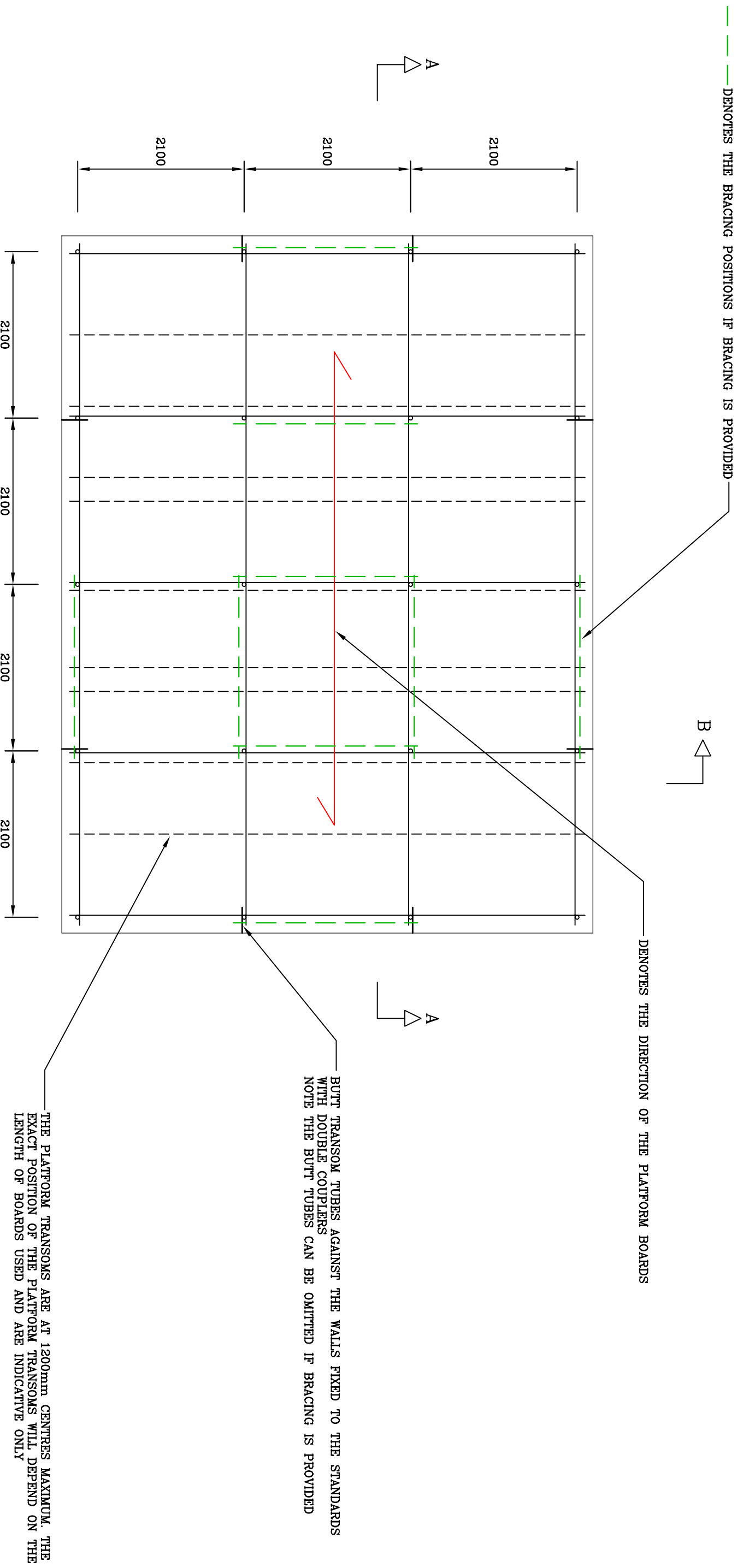
CDM REGULATIONS 2015.

THE CONSTRUCTION (DESIGN AND MANAGEMENT) REGULATIONS 2015 (CDM 2015) ARE APPLICABLE TO THIS SCHEME. THE DUTIES IMPOSED BY THE REGULATIONS, GUIDANCE ON YOUR APPROVED CODE OF PRACTICE.

THE SCAFFOLDERS WILL BECT THE SCAFFOLDING IN ACCORDANCE WITH THE REQUIREMENTS OF GUIDANCE NOTE SG44:15

THIS SCAFFOLD HAS BEEN DESIGNED USING TG20:13

ALL DIMENSIONS ARE APPROXIMATE AND ARE TO BE CONFIRMED ON SITE



CAD SCAFF LTD

REGISTRATION No. 06510282

REGISTERED OFFICE: ICP HOUSE, FIRST AVENUE, THE PENNINE ESTATE, KINGSWINORD, WEST MIDLANDS, B16 7NA.

TELEPHONE: 01384 400 123

FAX: 01384 400 892

MOBILE: 0773 624 3597

EMAIL: design@cadscraft.co.uk

PREPARED ON BEHALF OF: ALLIANCE SCAFFOLDING LTD

TITLE: PROPOSED TYPICAL INTERNAL BRIDGAGE ACCESS SCAFFOLDING.

DRAWN: I WILSON CHECKED BY: GW

SCALE: 1:50 @ A1 DATE: 11/4/2017

DRAWING No. D/2017/38 Revision A